

# B942 Touch Screen Keypad

www.boschsecurity.com



**BOSCH**  
Invented for life



- ▶ Color graphic touch screen display uses a combination of simple icons and text for easy operation
- ▶ Built-in presence detector lights the display when user approaches keypad
- ▶ Built-in proximity reader allows use of a token or card as replacement for a passcode, or for use with dual authentication for high security areas
- ▶ Four inputs and one output provide cost effective expansion
- ▶ Slim, modern design blends with any decor

The B942 keypad is an SDI2 bus compatible device. The keypad features an illuminated touch screen and graphical interface. With an elegant design and low profile, the keypad fits with any modern decor. Each keypad has user adjustable options such as volume and brightness. They have four inputs and one output. The keypad shows system messages for all areas.

## System overview

- For commercial use, install the keypad in building entrances and areas with unrestricted access. Mounting a keypad near exterior doors in hotel or business lobbies allows people to identify the type and location of the emergency.
- For residential use, install the keypad near the front and rear entrances to the home. Install additional keypads in a kitchen or in a bedroom.
- Use multiple keypads in a large building with many separate areas of security. Program multiple keypads to control multiple areas.
- Audible tones from the keypad sounder alert personnel to fire events and assist fire fighters in locating the keypad.

## Functions

### Display

The touch screen display uses icons, words, numbers, and symbols to show the status of the security system and for interacting with the security system. When several events occur, the keypad shows each event in order of priority. The keypad detects when a user approaches and automatically activates the display.

### User icons and keys






The keypad greets the user with a home screen that shows the system status at one glance using a large icon. The user can change the system status by simply touching this home screen icon. The touch screen display also offers icons on the ribbon bar. These visually pleasing graphical icons are easy to use for accessing menus and other options. The keypad has a variety of keyboards for entering alphanumeric characters. The keypad screen has numeric keys and one function [CMD] key. When pressed, keys emit a muted beep. Use the keyboards for entering passcodes, activating commands, and entering alphanumeric characters.

**Audible tones**

The keypad has a built-in speaker that produces several distinct warning tones. The tones are differentiated so that the user can recognize an event simply by hearing its associated tone. The keypad backlight illuminates when it emits an audible tone. Users can use a passcode or credential to silence the tone.

**Status indicators**

The status indicators on the keypad provide a quick visual reference for system status.

	The system is ready to turn on (arm).
	The system is on (armed).
	Indicates there is a trouble condition.
	Indicates the presence of dangerous gases including carbon monoxide (NFPA 720).
	Indicates that the system has power.

**Proximity reader**

The proximity reader allows users to use a token or card in place of a passcode to turn on or off the security system. The proximity reader supports EM4102 (125 kHz) credentials. The Bosch ACA-ATR13-RFID tag and Bosch ACD-ATR11ISO-RFID card are examples.

**Certifications and approvals**

Region	
US	UL 365 - Police Station Connected Burglar Alarm Units and Systems
	UL 609 - Local Burglar Alarm Units and Systems
	UL 636 - Holdup Alarm Units and Systems
	UL 985 - Household Fire Warning System Units
	UL 1023 - Household Burglar Alarm System Units
	UL 1076 - Proprietary Burglar Alarm Units and Systems
	UL 1610 - Central Station Burglar Alarm Units
	CSFM - California Office of The State Fire Marshal FCC Part 15 Class B
Canada	CAN/ULC S303 - Local Burglar Alarm Units and Systems
	CAN/ULC S304 - Signal Receiving Centre and Premise Alarm Control Units
	ULC-ORD C1023 - Household Burglar Alarm System Units
	ULC-ORD C1076 - Proprietary Burglar Alarm Units and Systems
	ICES-003 - Digital Apparatus ULC S545 - Residential Fire Warning System Control Units

Region	Certification
USA	CSFM see our website

**Installation/configuration notes****Compatible control panels**

B5512/B5512E firmware v2.03 and higher  
B4512/B4512E firmware v2.03 and higher  
B3512/B3512E firmware v2.03 and higher  
D9412GV4 firmware v2.03 and higher  
D7412GV4 firmware v2.03 and higher

**Mounting considerations**

Mount in dry indoor locations.

**Power supply**

A compatible control panel supplies the power and data requirements to the keypad through a four-wire connection.

**Mounting and wiring**

Includes a slim mounting plate for recessing wiring, and a surface mounting plate for surface mounting and wiring.

**Parts included**

Quant.	Component
1	Keypad
2	Mounting plates (slim and surface)
1	Hardware pack
4	1k $\Omega$ EOL Resistors
1	Installation Guide
1	User's Guide

**Technical specifications****Wiring**

Terminal wires	18 AWG to 22 AWG (1.02 mm to 0.65 mm) wire
SDI2 wiring with prox detector disabled	Maximum distance - wire size (unshielded wire only): 200 ft (61 m) - 22 AWG (0.65 mm) 520 ft (159 m) - 18 AWG (1.02 mm)
SDI2 wiring with prox detector enabled	Maximum distance - wire size (unshielded wire only): 150 ft (46 m) - 22 AWG (0.65 mm) 390 ft (119 m) - 18 AWG (1.02 mm)

**Environmental considerations**

Relative humidity	5% to 93% at +32°C (+90°F) non-condensing
Temperature (operating)	0°C to +50°C (+32°F to +122°F)

**Keypad**

Dimensions	6.2 in x 4.7 in x 0.65 in (158 mm x 120 mm x 16.5 mm)
Weight	11.3 oz (0.32 kg)
Material	Acrylonitrile butadiene styrene (ABS) Poly(methyl methacrylate) (PMMA)
Display window	Touch screen Multi-line messages
Indicators	Power indicator LED Status indicators Main icon Warning and indicating tones
Inputs	4 (four) 1k $\Omega$ supervised inputs
Output	1 (one) NO (normally open) contact

**Power requirements**

Current with proximity reader disabled	200 mA in standby mode 300 mA in alarm mode
Current with proximity reader enabled	300 mA in standby mode 400 mA in alarm mode
Voltage (input)	12 VDC nominal

**Inputs and output**

On-board points voltage ranges	Open: 2.2 to 5.0 VDC Normal: 1.4 to 1.8 VDC Short: 0.0 to 1.0 VDC Short circuit current: 2.3 mA
Relay contact rating	24 VDC, 1 A, power factor: 1

**Ordering information****B942 Touch Screen Keypad**

Black touch screen keypad with inputs and one output for use with GV4 Series and B Series control panels.  
Order number **B942**

**B942W Touch Screen Keypad**

White touch screen keypad with inputs and one output for use with GV4 Series and B Series control panels.  
Order number **B942W**

**Accessories****B96 Keypad Trim Bezel**

Cover the wall footprint of previous keypads when replacing them with the new, slim design of B Series keypads. The white trim bezel is 8.6 in x 6.3 in x 0.12 in (22 mm x 16 mm x 3 mm).  
Order number **B96**

**B56 Keypad Surface Mount Box**

Surface mount box for mounting a keypad to concrete or block.  
Order number **B56**

**Represented by:**

**Americas:**

Bosch Security Systems, Inc.  
130 Perinton Parkway  
Fairport, New York, 14450, USA  
Phone: +1 800 289 0096  
Fax: +1 585 223 9180  
security.sales@us.bosch.com  
www.boschsecurity.us

**Europe, Middle East, Africa:**

Bosch Security Systems B.V.  
P.O. Box 80002  
5617 BA Eindhoven, The Netherlands  
Phone: + 31 40 2577 284  
Fax: +31 40 2577 330  
emea.securitysystems@bosch.com  
www.boschsecurity.com

**Asia-Pacific:**

Robert Bosch (SEA) Pte Ltd, Security  
Systems  
11 Bishan Street 21  
Singapore 573943  
Phone: +65 6571 2808  
Fax: +65 6571 2699  
apr.securitysystems@bosch.com  
www.boschsecurity.asia

**China:**

Bosch (Shanghai) Security Systems Ltd.  
201 Building, No. 333 Fuquan Road  
North IBP  
Changning District, Shanghai  
200335 China  
Phone +86 21 22181111  
Fax: +86 21 22182398  
www.boschsecurity.com.cn

**America Latina:**

Robert Bosch Ltda Security Systems Division  
Via Anhanguera, Km 98  
CEP 13065-900  
Campinas, Sao Paulo, Brazil  
Phone: +55 19 2103 2860  
Fax: +55 19 2103 2862  
latam.boschsecurity@bosch.com  
www.boschsecurity.com